

The background features a dark, almost black, space with vibrant, glowing geometric shapes. A large, bright magenta/pink semi-circle is prominent in the lower right, overlapping a darker purple semi-circle. A thin, light blue line cuts across the scene from the top left towards the bottom right. The overall aesthetic is futuristic and high-tech.

AWS re:Invent

DECEMBER 2 - 6, 2024 | LAS VEGAS, NV

Know Before You Go

Agenda

Must Know

- Event Details, Campus Info, Transportation
- Sponsor Access to Expo
- Expo Move In & Out
- Expo Information
- Badge Pickup
- Safety and Security
- Meals
- Wifi

Should Know

- Sponsor Meeting Room Overview
- Sponsor Lounge
- Lead Retrieval

Nice to Know

- Content
- Additional Sponsor Information
- Social Media
- Survey

Must Knows



Event Details and Transportation



Event Details

Date: Monday, December 2 – Friday, December 6

Location: Las Vegas, NV

Expo Location:

The Venetian Convention and Expo Center[®]

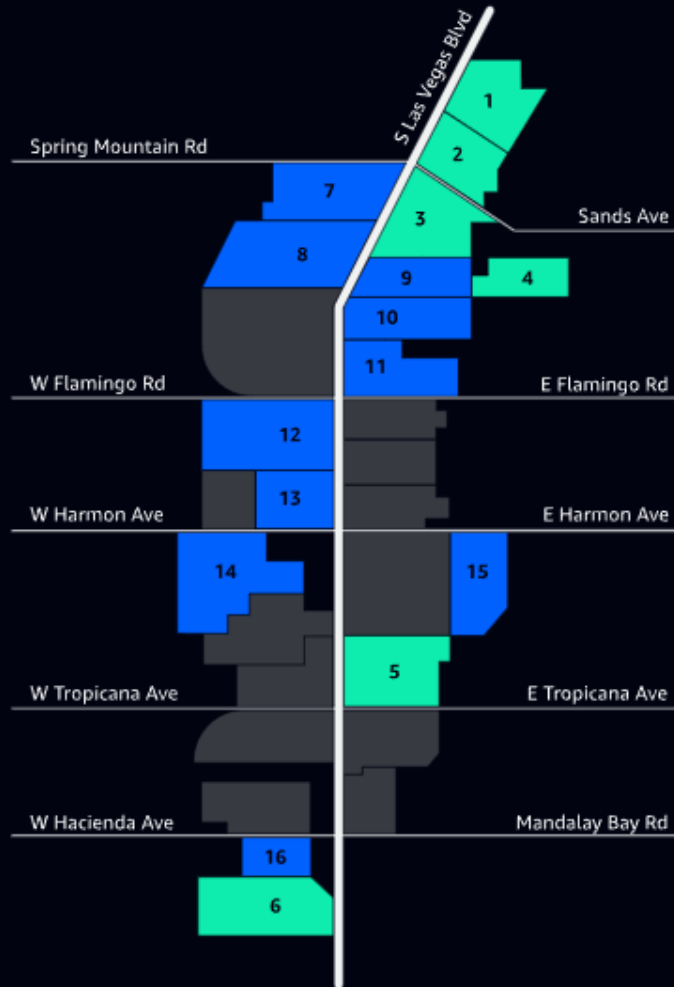
3355 S Las Vegas Blvd.

Las Vegas, NV 89109

For the full conference agenda, click [here](#).

re:Invent 2024 Campus

- Venue and sleeping room hotel
- Sleeping room hotel



Venue and sleeping room hotel

- 1 Encore
- 2 Wynn
- 3 The Venetian
- 4 Caesars Forum (venue only)
- 5 MGM Grand
- 6 Mandalay Bay

Sleeping room hotel

- 7 Treasure Island
- 8 Mirage
- 9 Harrah's
- 10 The LINQ
- 11 Flamingo
- 12 Bellagio
- 13 The Cosmopolitan
- 14 ARIA
- 15 Signature at MGM
- 16 Delano

Transportation

Walkable Campus

- Ambassadors and wayfinding stations are available across the re:Invent campus
- A direct indoor walking route is available between Encore and Wynn
- A direct temporary walking route is available between Caesars Forum and The Venetian during conference hours

Shuttles

- Shuttles begin 30-minutes prior to the first conference activity and conclude 30-minutes after the last conference activity. Check out the Shuttle and Monorail Timetable!

Taxi & Rideshare

- Rideshare and taxi pickups are available in each campus venue and sleeping room hotel

re:Play

- Shuttles to and from re:Play at the Las Vegas Festival Grounds are offered from each campus venue and sleeping room hotel
- The re:Play shuttles that serve ARIA, Bellagio, The Cosmopolitan, Wynn | Encore, Mandalay Bay, The Mirage, MGM Grand, Treasure Island, The Venetian | Palazzo, Flamingo, Harrah's, The LINQ, and Westin will be served from Caesars Forum

Sponsor Access to Expo, Move In & Move Out



Expo Details

Event Dates: Monday, December 2 – Friday, December 6

The Expo Hall will be located at The Venetian Convention and Expo Center:

201 Sands Avenue

Las Vegas, NV 89169

**Venetian Exhibit Halls A, B, C with the main entrance located in Hall C.

Expo Hours:

Monday, December 2 4:00 PM – 7:00 PM | Welcome Reception

Tuesday, December 3 10:00 AM – 6:00 PM

Wednesday, December 4 10:00 AM – 6:00 PM | Expo Happy Hour (4:30 PM – 6:00 PM)

Thursday, December 5 10:00 AM – 4:00 PM

Please Note: Sponsor staff may enter Expo 90 minutes before posted open times on the all show days.

Sponsors must be show-ready 30 minutes prior to posted open times on all show days.



Expo - Move In Schedule

Date	Move-In Times	Eligibility
Wednesday, November 27	8:00 AM – 5:00 PM	Custom booths only
Thursday, November 28	CLOSED	CLOSED
Friday, November 29	8:00 AM – 5:00 PM	20' x 20' Booths and larger (custom and turnkey)
Saturday, November 30	8:00 AM – 5:00 PM	10' x 10' Booths and larger
Sunday, December 1	8:00 AM – 5:00 PM	All sponsors
Monday, December 2	8:00 AM – 12:00 PM	All sponsors

All large freight (i.e. crates, skids, pallets, etc.) will be removed from booths **Sunday, December 1st starting at 4:00 PM**. These items will be removed from the booths and brought to either T3 Expo Access Storage or Empty Storage, per the sticker you or your Exhibitor Appointed Contractor places on the freight. Stickers can be picked up at the Exhibitor Services Desk at the back of the Exhibit Hall. Stickers must be applied no later than **Sunday, December 1st at 3:00 PM PST**. Freight without stickers will be removed from the booth and kept in T3 freight storage area. Sponsors can visit the service desk onsite to retrieve their shipments. Please note, labor charges will be applied for the removal and return of freight that did not have stickers. We apologize, but exceptions cannot be made regarding removal date/time.

Small freight such as cardboard boxes will be picked up from the turnkey booths **Monday, December 2nd starting at 12:00 PM PST**.

Sponsors do not need to leave Expo between 12:00 PM and 4:00 PM (show open).



Expo Access - Credentials

Pass Type	Wednesday Nov. 27	Thursday Nov. 28	Friday Nov. 29	Saturday Nov. 30	Sunday Dec. 1	Monday Dec. 2	Tuesday Dec. 3	Wednesday Dec. 4	Thursday Dec. 5	Friday Dec. 6
Booth Staff	Wristband	CLOSED	Wristband	Wristband	Badge	Badge	Badge	Badge	Badge	Wristband
Full Conference	Wristband	CLOSED	Wristband	Wristband	Badge w/Early Access Sticker	Badge w/Early Access Sticker	Badge w/Early Access Sticker	Badge w/Early Access Sticker	Badge w/Early Access Sticker	Wristband
Executive	Wristband	CLOSED	Wristband	Wristband	Badge w/Early Access Sticker	Badge w/Early Access Sticker	Badge w/Early Access Sticker	Badge w/Early Access Sticker	Badge w/Early Access Sticker	Wristband
EACs/non- badged sponsor representatives	Wristband	CLOSED	Wristband	Wristband	Wristband	Wristband (set-up only)*	Wristband (early access only) *	Wristband (early access only) *	Wristband (early access only) *	Wristband

To obtain wristbands or the Early Access Sticker, participants must provide sponsor company name and booth number at the Sponsor Early Access checkpoint. Early access sticker can be picked up at Sponsor Access Badge/Sticker Desk. Individual names do not need to be shared in advance. Sponsors with a custom booth build should complete the "Exhibitor Appointed Contractor Designation" Sponsor Portal Task as soon as possible.

**Note that EACs and non-badged sponsor representatives WILL NOT have access to Expo or re:Invent activities during open re:Invent hours.*



Exhibitor Services Desk

The Exhibitor Services Desk should be your first point of contact if you need assistance during re:Invent. Immediate responses will be quickest via the Exhibitor Services Desk rather than the sponsorship alias.

Exhibitor Service Desk Hours: (Subject to change)

- Wednesday, November 27: 8:00 AM – 5:00 PM
- Friday, November 29: 8:00 AM – 5:00 PM
- Saturday, November 30: 8:00 AM – 5:00 PM
- Sunday, December 1: 8:00 AM – 5:00 PM
- Monday, December 2: 8:00 AM – 7:30 PM
- Tuesday, December 3: 8:30 AM – 6:30 PM
- Wednesday, December 4: 8:30 AM – 6:30 PM
- Thursday, December 5: 8:30 AM – 4:30 PM

Vendors Include:

- T3 Expo – shipping, turnkeys, storage
- Rainfocus – Lead retrieval devices
- Venetian Expo Services/SES – power, internet hardlines, AV, cleaning
- Sparks – monitors, laptops, adapters/dongles
- Opus Sponsorship team will be located at Exhibitor Services Desk for any additional onsite requests



Shipments

Step 1: Check your booth to see if your freight has arrived.

Step 2: If your freight is not in your booth, please check in with T3 Expo at the Exhibitor Services Desk for a status update

Shipping at-a-glance:

- Wednesday, November 27: Show site shipments may begin arriving after 8:00 AM
- Friday, December 6: All carriers must check in by 3:00 PM

Shipping labels and information are available in the [T3 Exhibitor Services Kits](#)

Expo Hall - Show Ready

All exhibitors must be show-ready by 12:00 PM on Monday, December 2nd. The show will open at 4:00 PM. Sponsors do not need to leave Expo between 12:00 PM and 4:00 PM (show open). All sponsors are required to be in their booth by 3:30 PM.

- Booth structure assembly is complete
- Graphics and signage are installed/displayed
- Products or samples are ready for presentation
- Marketing materials and other promotional items are ready for distribution
- Booth staff is prepared and briefed on product knowledge, sales pitches, and customer engagement strategies
- Technology such as computers, tablets, audio visual systems, and demos, are ready to use
- Trash is removed; freight will also be removed from aisles at this time

Sponsors are not permitted to store anything behind or between booths. All boxes must be removed from the show floor 60 minutes ahead of show open each day. The Fire Marshall will inspect all exhibits to ensure compliance. Please review our on-site storage options in the next slide.

Expo Hall - On-Site Storage

Sponsors are not permitted to store anything behind or between booths. All packing containers, cardboard boxes, wrapping materials, or carrying cases may not be stored in plain sight, or between gaps in the back walls or sidewalls between turnkey booths.

If Sponsor materials do not fit in storage area(s) within your booth space, Sponsors must utilize accessible storage. Accessible storage is available for purchase through T3Expo. Details and order information can be found in your Exhibitor Services Kit and on the [T3Expo website](#).

All boxes must be removed from the show floor 60 minutes ahead of show open each day. The Fire Marshall will inspect all exhibits to ensure compliance.

Sponsors who receive a turnkey booth will receive lockable cabinets. Even though the cabinets lock, AWS does not recommend leaving any items in the turnkey booth counters as the key to the storage area is universal amongst all turnkey booths.

AWS will not be held responsible for lost or stolen property from the Expo.



Expo Hall - Move-Out Policy

Please remember these important details when the event closes at 4:00 PM on Thursday, December 5.

- Turnkeys will be broken down starting at 4:00 PM on December 5th. All sponsor materials must be removed from the booths at this time.
- Return Lead Retrieval Devices between 4:00 PM – 7:00 PM at the Service Desk. Devices must be returned by 7:00 PM at the latest or lost device fees will be implemented.
- Empty crates can take up to 4-6 hours to be delivered.

Dismantle and Move-Out:

Thursday, December 5	4:00 PM – 10:00 PM All Sponsors
Friday, December 6	8:00 AM – 3:00 PM Custom Booths

Carrier Check-In:

Friday, December 6	By 2:00 PM
--------------------	------------

Expo Floor Plan

[View the current floor plan here.](#)

** Please note that the floor plan is subject to change at any time, including booth placement, sizes, AWS activation details, and booth numbers.*



Badge Pick Up



Badges

AWS re:Invent badges will have photos for added security measures. All attendees must wear the re:Invent issued badge with the re:Invent issued lanyard and have a badge to access re:Invent activities. **Badge swapping is prohibited and carries strict penalties.** Security personnel will be checking badges and photos as attendees enter venues. There are no day passes.

	Keynote	Innovation Talks	Content*	Expo	Meals	Evening Activities	re:Play	Public Spaces	Sponsor Lounge
Full Conference	Access	Access	Access	Access	Access	Access	Access	Access	Access
Booth Staff	No-Access	No-Access	No-Access	Access	Access	No-Access	Access	Access	Access

Note that any Sponsor with a booth staff pass will be allowed access to their company sponsored content session. This includes breakout sessions, workshops, or networking receptions. Booth staff members **will not have access to any other sponsored content sessions or AWS content sessions.*

Sponsor Badge Pick-up

Badge Pickup: NEW FOR 2024!

- **Main Location:** Venetian, Level 2, Venetian Ballroom F, Badge Pick-Up
- **Satellite Locations:** Harry Reid International Airport Terminal 1 and 3 (Sunday/Monday), MGM, and Mandalay Bay

Venetian Badge Pickup Hours:

Sunday, Dec. 1	Monday, Dec. 2	Tuesday, Dec. 3	Wednesday, Dec. 4	Thursday, Dec. 5
10:00 AM – 8:00 PM	6:30 AM – 9:00 PM	6:00 AM – 8:00 PM	6:30 AM – 8:00 PM	6:30 AM – 8:00 PM

Badging Important Information:

- A government issued photo ID that matches the name on your badge is required to pick up your badge.
- All sponsor representatives **MUST BE BADGED** during all conference open hours. A badge is required to gain access to **ALL** re:Invent activities. Please ensure all members of your team have completed registration prior to arriving onsite.
- Each person must pick up their own badge. A sponsor representative may not pick up badges for their team.

Need to make a change, transfer, and/or cancel a re:Invent registration? Contact awsreinvent-support@amazon.com. Once onsite you can visit the Help Desk at registration for all registration changes. For any changes to the hotel reservations, please reach out to your hotel directly.



General Information for re:Invent Sponsors



Safety & Security

We offer continuous security for the re:Invent Expo. Exhibitors may elect to hire additional security for their booth. The Allied Universal exhibitor booth coverage order form is available [here](#).

How to contact event security

In the event of an emergency, dial **911**. Report non-emergency issues to the re:Invent security hotline at **1-888-460-1778**, via email aws-events-security-concerns@amazon.com, or by chat in the AWS Events mobile app.

Badge

Keep your badge with you at all times; you will need to wear your badge and event-issued lanyard to access all re:Invent activities.

Code of Conduct

We firmly believe in the value and importance of an environment where all AWS community members feel welcome and safe. All registered attendees commit to following the [AWS Code of Conduct](#) during registration; please take a moment to review it before re:Invent.

Meal Times & Logistics

Full Conference and Booth Staff passes include breakfast and lunch during the hours listed below. Sponsor meals will be served in the Meal Hall (Venetian, Level 1, Hall G). All pass types may eat in Hall G and can enjoy any of the provided offerings.

Sponsors can access Hall G via the main door or via the escalators in Hall C.

Meal Times:

	Monday, Dec. 2	Tuesday, Dec. 3	Wednesday, Dec. 4	Thursday, Dec. 5
Breakfast	7:00 AM – 9:00 AM	6:30 AM – 8:30 AM	7:00 AM – 9:00 AM	7:00 AM – 9:00 AM
Lunch	11:00 AM – 1:00 PM	11:00 AM – 1:00 PM	11:00 AM – 1:00 PM	11:00 AM – 1:00 PM

Wi-Fi

The conference Wi-Fi network will be available onsite and posted on signage throughout the event. In general, the conference wi-fi should be more than sufficient for sponsor activity. A hardwire connection is only needed if a demo/application requires excessive bandwidth or is particularly sensitive to latency. Sponsors cannot set up their own WiFi networks onsite.

Attendee WiFi:

SSID: @re:Invent24

Password: @re:Invent24

Sponsor WiFi:

SSID: AWSPartner24

Password: Expo@re:Invent

Need Wi-Fi Assistance onsite? Please visit the Exhibitor Services Desk
For hardline internet issues, please visit SES at the Exhibitor Services Desk

Sponsor Compliance

Sponsors are required to abide by the AWS re:Invent Sponsorship Rules and Guidelines at all times while onsite at re:Invent. Compliance checks are performed by the fire marshal, Opus Agency, AWS, and Amazon Protective Services throughout the event. Sponsors are required to remedy any violations immediately and decisions made by the parties above should be considered final.

A few reminders:

- Sponsor branded items (e.g. SWAG, literature, signage, etc.) is not permitted outside of the sponsor's booth footprint, under any condition. Items found outside of a sponsors booth will be discarded.
- Sponsor representatives may not guerilla market anywhere on the re:Invent campus.
- All sponsor representatives must stay within the sponsor's booth footprint at all times.
- Sponsors who have an island booth (open on all four sides) may have audio amplification up to 80 decibels. Sponsors in a turnkey booth may not have audio amplification.
- Sponsor-branded lanyards are not permitted. The provided conference lanyard must be worn at all times.

Review the AWS re:Invent Sponsor Rules and Guidelines, [HERE](#).

Should Know



Sponsor Meetings Overview



Sponsor Meeting Center

Location: Venetian, Level 1, Hall G

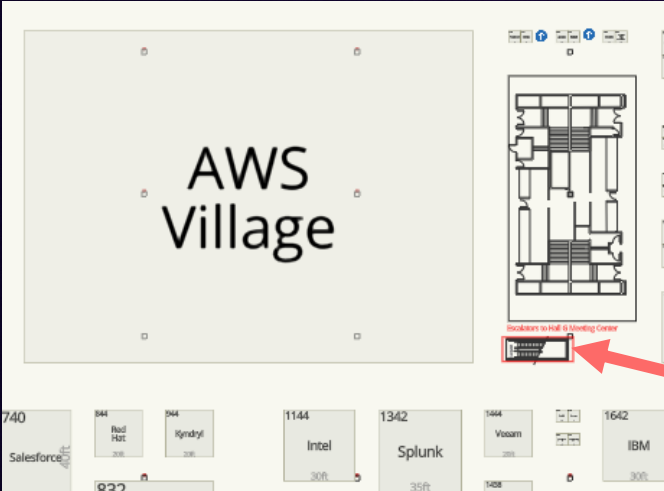
Meeting Rooms: G100 – G600

Hours:

Monday, December 2	Tuesday, December 3	Wednesday, December 4	Thursday, December 5
8:00 AM – 3:00 PM Move-in only, meetings not permitted	8:30 AM – 10:00 AM Early access, meetings not permitted	8:30 AM – 10:00 AM Early access, meetings not permitted	8:30 AM – 10:00 AM Early access, meetings not permitted
4:00 PM – 7:00 OPEN	10:00 AM – 6:00 PM OPEN	10:00 AM – 6:00 PM OPEN	10:00 AM – 4:00 PM OPEN
—	—	—	4:00 PM – 6:00 PM Move-out, all items must be removed from the meeting rooms by 6:00 PM

Access: Attendees and Sponsors can only access the Sponsor Meeting Center through the escalators in Expo*.

Sponsors and attendees in mobility devices may access the Sponsor Meeting Center via the Hall G front entry (Sponsor Meeting Center is in the back, right of Hall G)



Escalators to the Sponsor Meeting Center (Hall G) are located to the right of the AWS Village in Expo (closest to booth 1444)

Expo Entrance



Sponsor Meeting Center Guidelines

Important Notes

If you need additional furniture, please order from T3 Expo prior to the event or visit the Exhibitor Services Desk

Due to space constraints, setting up tables outside of your meeting space is not permitted
Signage is not permitted in the aisleways or in any space outside of your meeting room. Any signs will need to be placed inside your meeting room



All Meeting Rooms are lockable. You will receive your lock combination when you arrive at your Meeting Room

Cleaning

If you would like the wastebasket inside of your meeting room to be emptied, you must leave it outside of your meeting room prior to your departure at the end of each day

General Guidelines

There will be many meetings taking place in the meeting space area; please be mindful of your noise level. Be a good neighbor and respect other Sponsors meeting spaces by not entering or removing any items (i.e. chairs)



Hall A Meeting Rooms (Noise Reducing, 16' x 16')

Location: Venetian, Level 1, Hall A (Walkway to Caesars Forum, Adjacent to Expo)

Meeting Rooms: A1 – A24

Hours:

Monday, December 2	Tuesday, December 3	Wednesday, December 4	Thursday, December 5
5:30 AM – 3:00 PM Move-in, meetings are permitted	5:30 AM – 9:30 PM OPEN	5:30 AM – 9:30 PM OPEN	5:30 AM – 4:00 PM OPEN
3:00 PM Meeting Rooms must be show ready			4:00 PM – 6:00 PM Move-out, all items must be removed from the meeting rooms by 6:00 PM

Access: Sponsors and attendees can access the Hall A meeting rooms by turning left to follow the walkway to Caesars Forum. Meeting rooms will line the left side of the walkway. Hall A meeting rooms will also be accessible from Expo side entrance points during Expo open hours.

All Meeting Room numbers will start with A.



Hospitality Suites – Venetian | Palazzo

Location: Venetian and Palazzo Sleeping Room Towers (Sponsors and guests should access via the 2nd floor sleeping room tower elevators)

Hours:

Sunday, Dec. 1	Monday, Dec. 2	Tuesday, Dec.3	Wednesday, Dec.4	Thursday, Dec. 5	Friday, Dec. 6
3:00 PM Suite keys may be obtained from Venetian/Palazzo (keys will be inactive)	7:00 AM – 10:00 PM OPEN	7:00 AM – 10:00 PM OPEN	7:00 AM – 10:00 PM OPEN	7:00 AM – 10:00 PM OPEN	7:00 AM – 10:00 PM OPEN

All load-in, set-up, and load-out must take place during the above hours. Early access or late check-out requests will not be accommodated.

All meetings and in-suite events must conclude at the posted time each day. Suites may not be used outside of the official access hours. Security will provide hourly room sweeps after hours. Any sponsor found in violation of the official usage hours will lose access to the suite for the remainder of the event.

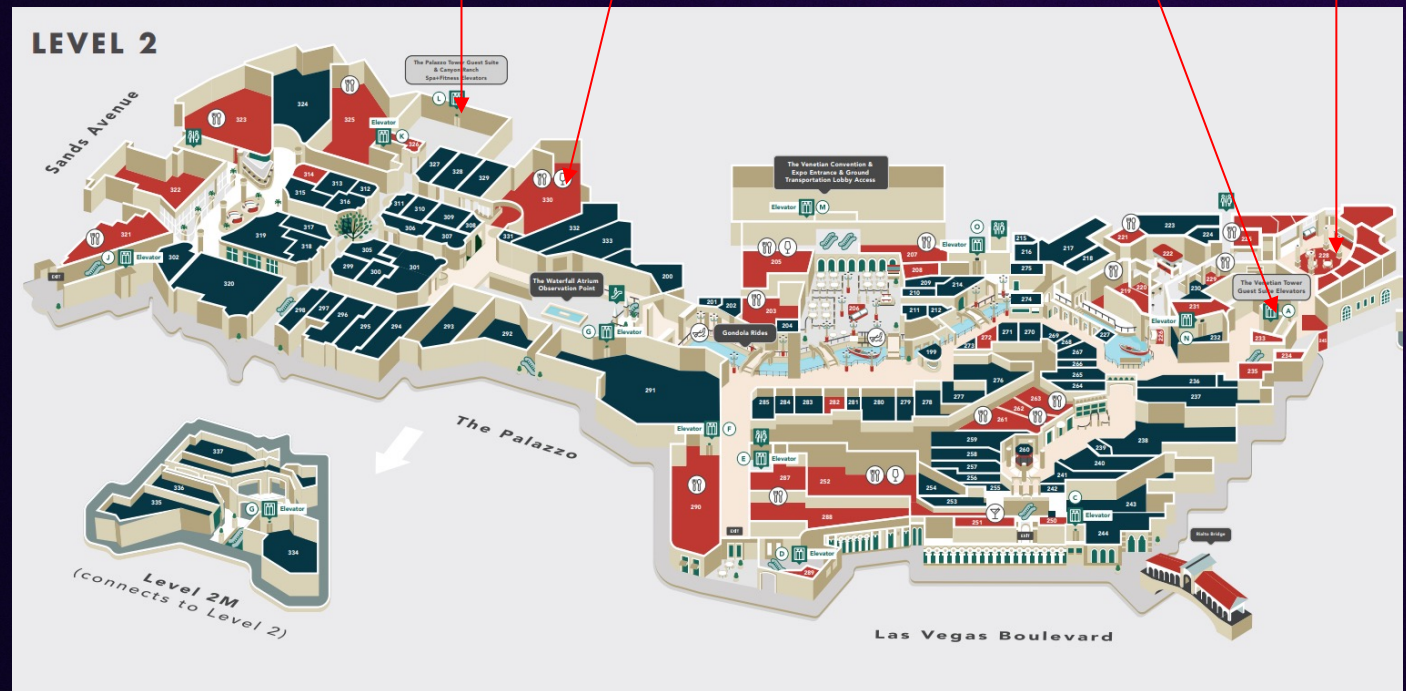
Hospitality suites may not be used as overnight sleeping rooms.

Palazzo Sleeping Room Tower Elevators

Poker Room (Reference Point)

Venetian Sleeping Room Tower Elevators

Venetian Food Court (Reference Point)



Hospitality Suites - Wynn

Location: Wynn

Hours:

Sunday, Dec. 1	Monday, Dec. 2	Tuesday, Dec. 3	Wednesday, Dec. 4	Thursday, Dec. 5	Friday, Dec. 6
3:00 PM Suite keys may be obtained from Wynn (keys will be inactive)	7:00 AM – 10:00 PM OPEN	7:00 AM – 10:00 PM OPEN	7:00 AM – 10:00 PM OPEN	7:00 AM – 10:00 PM OPEN	7:00 AM – 10:00 PM OPEN

All load-in, set-up, and load-out must take place during the above hours. Early access or late check-out requests will not be accommodated.

All meetings and in-suite events must conclude at the posted time each day. Suites may not be used outside of the official access hours. Security will provide hourly room sweeps after hours. Any sponsor found in violation of the official usage hours will lose access to the suite for the remainder of the event.

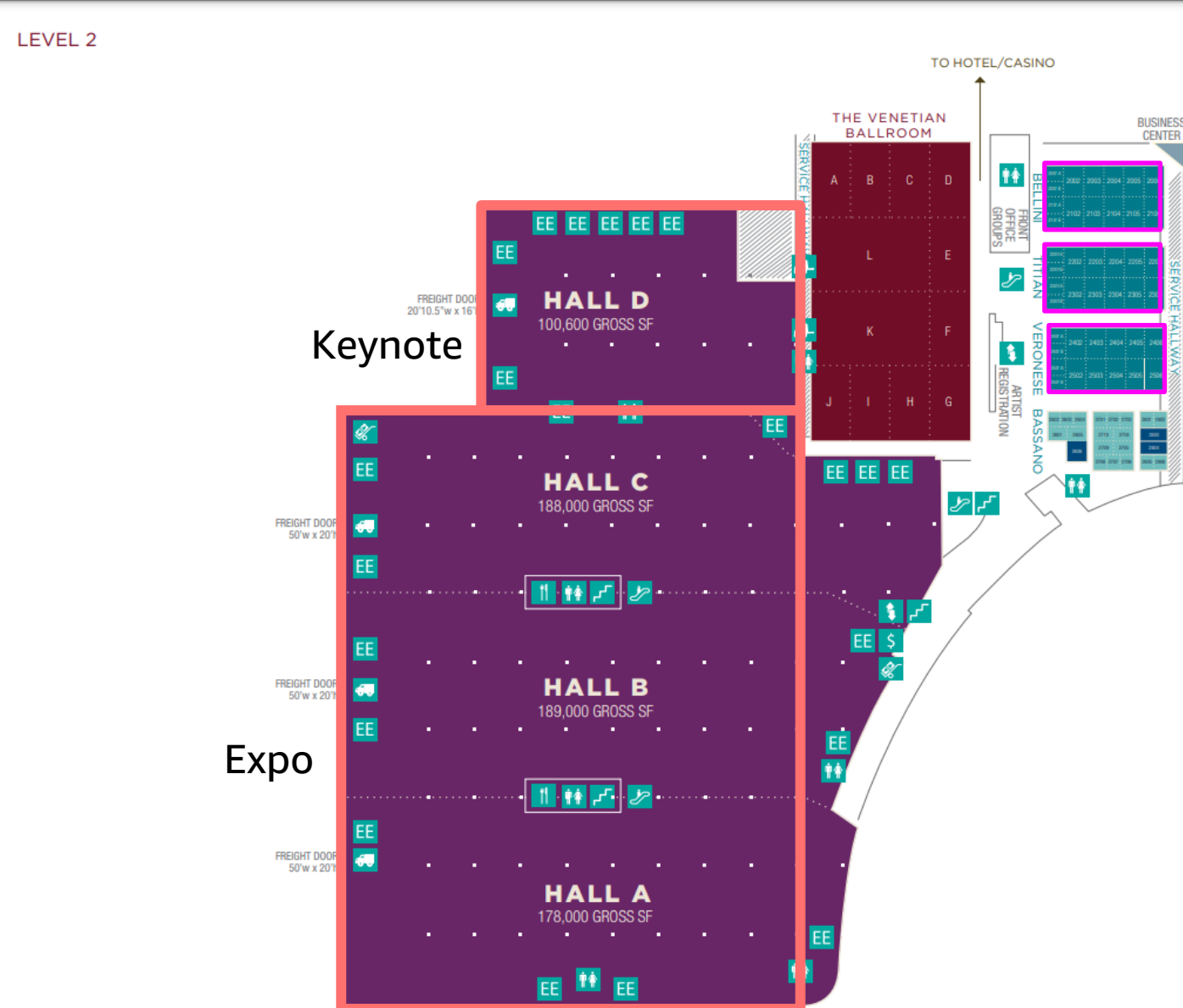
Hospitality suites may not be used as overnight sleeping rooms.



Level 2 Meeting Rooms

Location: Venetian; Level 2, Bellini, Titian, and Veronese Ballrooms

Level 2 Meeting Rooms



Level 2 Meeting Rooms

Hours:

Friday, Nov. 29	Saturday, Nov. 30	Sunday, Dec. 1	Monday, Dec. 2	Tuesday, Dec.3	Wednesday, Dec.4	Thursday, Dec. 5	Friday, Dec. 6
7:00 AM – 7:00 PM Move-in, custom builds only	7:00 AM – 7:00 PM Move-in, custom builds only	7:00 AM – 7:00 PM Move-in, custom build, 4-day, and non-custom sponsors	7:00 AM Move-in, M/TU Sponsors		7:00 AM Move-in, W/TH sponsors		
			7:00 AM – 7:00 PM OPEN	7:00 AM – 7:00 PM OPEN	7:00 AM – 7:00 PM OPEN	7:00 AM – 7:00 PM OPEN	
				7:00 PM – 10:00 PM Move-out, hand carry only, M/TU sponsors 8:00 PM – 10:00 PM Move-out, freight, M/TU sponsors		7:00 PM – 10:00 PM Move-out, hand carry only, all sponsors 8:00 PM – 10:00 PM Move-out, freight, all sponsors	1:30 PM – 10:30 PM Move-out, no meetings permitted, all sponsors



Sponsor Lounge



Sponsor Lounge

The Sponsor Lounge is located in Venetian Level 2, Titian 2201B/2301/2302/2303

The lounge will offer space to relax, check email, and grab refreshments or a snack. Only Booth Staff Passes and Full Conference Passes with an Expo Access Sticker on their badge can access the lounge.

Sponsor meals will not be served in the Sponsor Lounge, they will be served in Hall G, Level 1



Sponsor Lounge Hours:

Monday, Dec. 2	Tuesday, Dec.3	Wednesday, Dec.4	Thursday, Dec. 5
12:00 PM – 7:00 PM OPEN	8:30 AM – 6:00 PM OPEN	8:30 AM – 6:00 PM OPEN	8:30 AM – 4:00 PM OPEN



Lead Retrieval



Lead Retrieval Information

Sponsors must have a fully paid invoice to receive leads. If there is a balance owed, leads will not be available. Proof of payment will be required to access leads.

Lead retrieval devices are provided by Rainfocus. Before you arrive in Las Vegas – be sure to check your Leads Portal via the Sponsor Portal task to ensure the amount of devices you have. You may also purchase additional devices or customize questions on the devices.

Once onsite, you can pick up your devices from Rainfocus at the Exhibitor Services Desk.

For more information, visit the Resource Hub articles linked [here](#) or visit the RainFocus representee at Exhibitor Services Desk onsite.

Lead Retrieval Service Desk Hours:

Sunday, Dec. 1	Monday, Dec. 2	Tuesday, Dec.3	Wednesday, Dec.4	Thursday, Dec. 5
8:00 AM – 5:00 PM OPEN, device pick-up	8:00 AM – 7:30 PM OPEN, device pick-up until noon	9:00 AM – 6:30 PM OPEN	9:00 AM – 6:30 PM OPEN	9:00 AM – 7:00 PM OPEN, devices must be return by 7:00 PM

Viewing and Downloading Leads

A complete guide to view and download leads can be found [here](#). Please note that only Primary Owners within the Sponsor Portal will have access to the tasks that include lead information.

To include custom questions, please see this Resource Hub [article](#).

Your sponsor lead report will contain the following fields for each opted-in attendee you scan:

- Type of Scan (Booth vs. Session)
- Date and Time of Scan
- First Name
- Last Name
- Email
- City
- State
- Postal Code
- Country
- Phone
- Title
- Company
- + any custom qualifier questions (on booth scans). Up to 10 custom questions may be included.

Sponsors who have not fully paid any invoices for their sponsorship fees prior to the event date will not have access to download their lead data until they provide proof of payment or the AWS Invoicing team confirms receipt of payment. Sponsors can download their lead data up to 90-days post event. Event Sponsors who pay invoices after the event date will be given access to download their lead data upon payment receipt/verification

Lead Retrieval Attendee Opt-Out

What can we see if an attendee has chosen to opt-out?

If the attendee has opted out, their information is suppressed from the report completely.

Can I manually add in attendee information?

No, Sponsors cannot manually add an attendee's information to a leads device.

What if they want to change their consent status?

Attendees can change their opt-out/in settings by visiting the Help Desk.

Nice to Know



Content



Keynotes



Peter DeSantis | Mon, Dec. 2 | 7:30 PM – 9 PM



Matt Garman | Tues, Dec. 3 | 8:00 AM – 10:30 AM



Dr. Swami Sivasubramanian | Wed, Dec. 4 | 8:30 AM – 10:30 AM



Dr. Ruba Borno | Wed, Dec. 4 | 3:00 PM – 4:30 PM



Dr. Werner Vogels | Thurs, Dec. 5 | 8:30 AM – 10:30 AM

Speaker Info

To ensure your speakers are well-prepared for their speaking opportunity, please share this [Sponsor Speaker FAQ](#).

The content team will be sending out an email with all the speaker ready information directly to speakers and the sponsor managers.

Still have questions? Reach out to sponsors-content@support.awsevents.com

Additional Sponsor Information



Onsite Communications

With the AWS Sponsorship team being onsite, visit the Exhibitor Services Desk for immediate response.

The AWS Sponsorship team will send daily onsite email newsletters highlighting need-to-know information for each day at re:Invent

If you're emailing the AWS Sponsorship team onsite during re:Invent week, please direct all messages to the general sponsorship alias (reinvent-sponsorship@amazon.com), which will be managed by an AWS team member. If your issue can't immediately be solved, it will be directed to your sponsor account manager for further action.

Sponsor Resources

[AWS re:Invent Website](#)

[AWS re:Invent Agenda](#)

[AWS re:Invent Sessions](#)

[Sponsor Resource Hub](#)

[PeerTalk](#)

Can't find what you're looking for? Contact the Sponsorship team at:
reinvent-sponsorship@amazon.com



re:Invent 2024 Mobile App – Download Now!

Download the AWS Events app to plan your schedule, navigate the AWS re:Invent venues and get event notifications.



The AWS Events mobile app is your companion in planning and navigating your re:Invent experience.

Explore the sessions, experts, and exciting new services and features that will be available at re:Invent.

Navigate the re:Invent campus with interactive maps and explore your transportation options.

Receive push notifications, recommended sponsored experience and daily highlights of key activities onsite.

Under “More”, navigate here to view the Sponsors section details.

Social Media

Connect and engage with us on social media for all the exciting updates! Be sure to use the official hashtag **#AWSreInvent** when posting.

Official AWS accounts:



- [@AWSCloud](#)
- [@AWSEvents](#)
- [@AWSonAir](#)
- [@AWSreInvent](#)
- [@AWS_Partners](#)



- [Amazon Web Services](#)
- [Scale with AWS Partners](#)



- [Amazon Web Services](#)



- [Amazon Web Services](#)
- [AWS Partner Network](#)



- [Amazon Web Services](#)

re:Play

Eat. Drink. Party. Unwind.

**THU, DEC. 5 | 7:30 PM – MIDNIGHT
LAS VEGAS FESTIVAL GROUNDS**



You've earned it. Celebrate the end of another successful AWS re:Invent with the greatest party in tech. Enjoy everything from live music from Weezer and a headlining DJ and dancing to great food to all the classic re:Play activities like dodgeball and button mash. Shuttles to and from the Las Vegas Festival Grounds start at 7:30 PM, and shuttles will pick up and drop off at all re:Invent hotels.

All full conference and booth staff members are invited to join re:Play! Transportation will be available from all sleeping hotels.

Survey



Sponsorship Survey

AWS values your feedback as we strive to enhance the sponsor experience. Please take a moment to provide us with your feedback so we can always be improving our events and our relationships. You may use the link or the QR code below. We anticipate that the survey will take approximately 3 to 4 minutes to complete.



Thank you!



Appendix – Additional Information



Networking Receptions

Attend our networking receptions to relax, make meaningful connections, and talk with peers and AWS Partners. Networking receptions take place in a number of exciting venues across the re:Invent campus, and many feature hosted activities from our sponsors. Networking Receptions open only to Full Conference attendees or booth staff members of sponsoring companies.

Tuesday, December 3 Receptions:

- Flight Club sponsored by Dynatrace
- Cañonita sponsored by Orca
- Villa Azur sponsored by DataStax

Wednesday, December 4 Receptions:

- Flight Club sponsored by PwC
- Nellie's Southern Kitchen sponsored by Rubrik
- Top Golf sponsored by Aviatrix
- Villa Azur sponsored by poolside
- Cañonita (All Builders Welcome) sponsored by Deloitte



Recycling

Leftover Event Materials or SWAG? Donate them!

AWS re:Invent is committed to reducing the event's impact on the environment. We worked closely with venues and event logistics teams to implement sustainability across the event from waste and material-use reductions to ensuring responsible waste sorting and diversion from landfill.

A donation program has been set up at each venue to collect and donate materials and leftover food rather than being sent to the landfill. SWAG donation boxes will also be available at every venue for attendees to deposit any leftover SWAG. A first ever signage donation program will collect and donate printed signs to local schools, theatre organizations, and more. Any leftover hot food will be donated to local community organizations throughout the week.

Submit the SWAG and Material Donations Form [here](#) to receive donation stickers onsite.

Content Descriptions

Content	Content Description
Breakout Sessions	Lecture-style and 60-minute long to deep dive with experts and customers
Lightning Theater Sessions	20-minute sponsored sessions across 5 Lightning Theaters in Expo
Workshops	Expert-led experiences that are 2-hour interactive sessions where attendees work in teams to solve problems using AWS services
Builders Sessions	Come build with AWS for one-hour small group session with up to 9 attendees per table and 1 AWS expert
Chalk Talks	Join the conversation at re:Invent in a highly interactive content format with a small audience
Leadership Sessions	Learn from AWS leaders about key topics in cloud computing
Content Hub	Catch all the content at re:Invent and watch livestreams of our most popular sessions in Content Hubs across campus venues

Have Fun!



re:Invent 5K

Attendees are invited to join us for the annual re:Invent 5K run December 4th at 6:30 AM. Join in the fun on Wednesday morning from Michelob Ultra Arena.

There's no fee to participate.



Bingo

Back by popular demand, Bingo Night returns to re:Invent. Get ready for a fun night filled with bingo and prizes, December 3! *Open to Full Conference Badges only.*



Powered Portraits

Step into the AWS Powered Portraits booth for a generative AI enhanced transformation. From epic lighting to industry-specific overlays, your photo is about to glow up. This activity is located in the Venetian, Level 2, Hall C



Art Alley

Make a variety of arts and crafts projects - even your very own re:Invent SWAG! This activity is located in the Venetian, Level 2, Veronese Foyer

Join the Action!



Sunday Sports Showcase

Join your fellow attendees for a day full of livestreamed sporting events.



Sports Forum

Test your skills with games inspired by some of the major sports franchises that have collaborated with AWS. Challenge your friends to head-to-head competition, play on a team, or compete against yourself.

Give Back

Hydrate and Help

Stop by the Hydrate and Help station and scan the QR code on your re:Invent water bottle. Every time you refill your bottle, you're supporting Fill It Forward in their effort to build clean water systems. Learn more at the Hydrate and Help stations.



Build and Give Back

Join AWS in supporting local nonprofits in Las Vegas, Nevada, by building wellness kits, toys, and bookbags at our Pack and Give Back location in the Sponsor Lounge.

